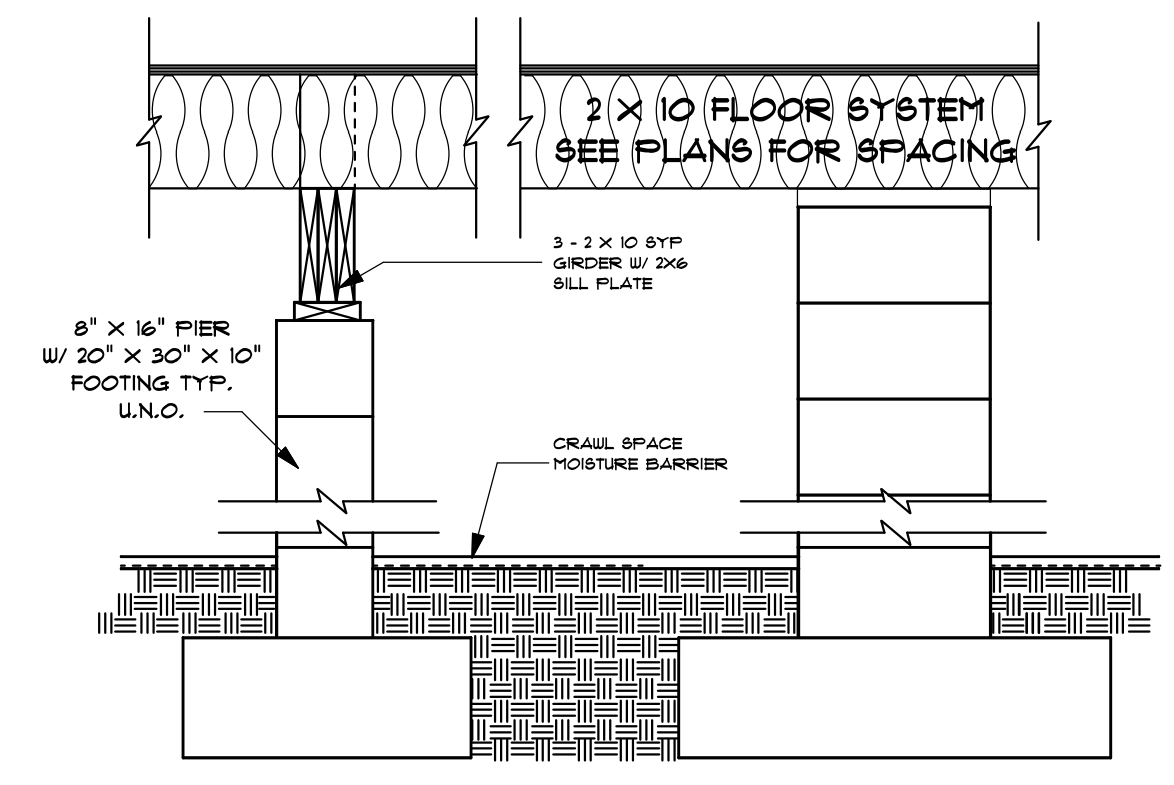
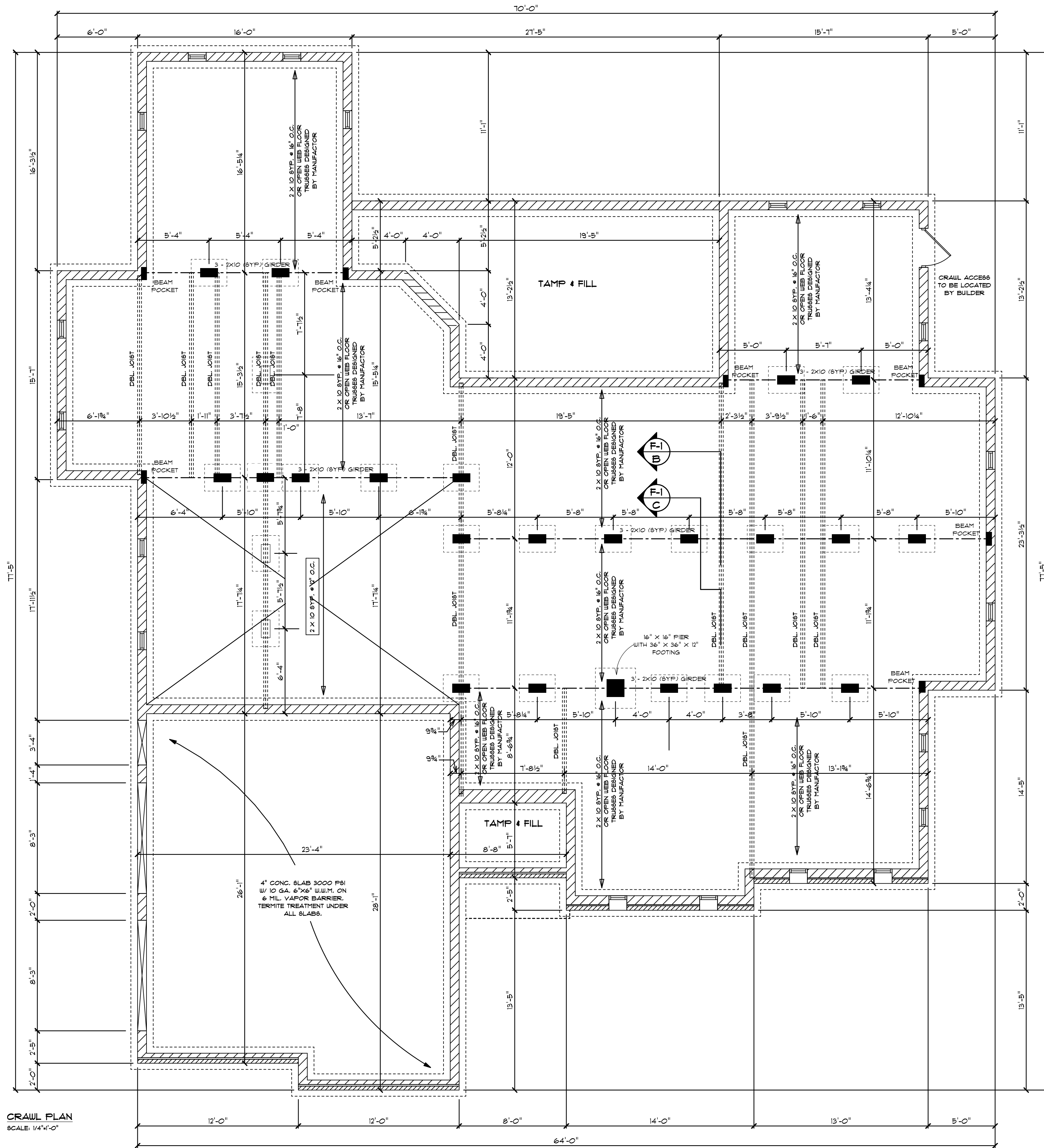
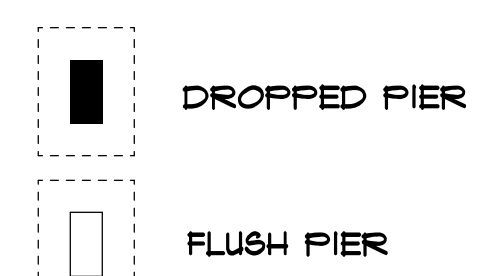


MASTER OPTIONAL F.P.



DROPPED PIER
SCALE: 3/4" = 1'-0"

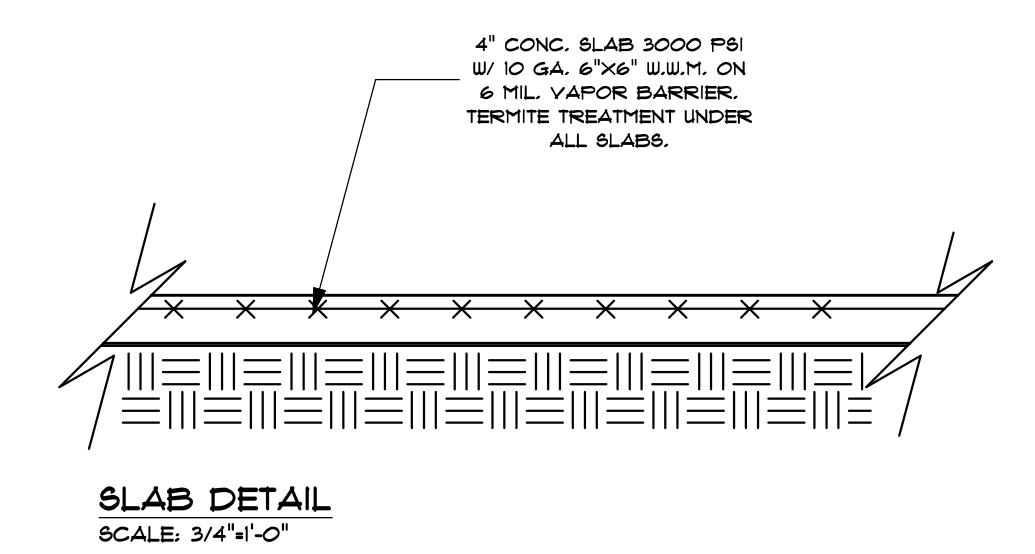
FLUSH PIER



CRAWL VENTILATION CALCULATIONS

CRAWL SPACE AREA	2750
REQ'D # OF VENTS	2750
150 SQ. FT./0.5 SQ. FT./VENT = 10.33 (10 VENTS)	

- NOTES:**
- ALL FLOOR JOISTS 2 X 10 @ 16" O.C.
 - SYP # 2 U.N.O.
 - ALL DROPPED GIRDERS ARE 3 - 2 X 10 SYP # 2 U.N.O.
 - ALL PIERS ARE 8" X 16" CMU W/ 20" X 30" X 10" FTG. U.N.O.
 - INSTALL DOUBLE JOISTS UNDER ALL WALLS RUNNING PARALLEL TO JOISTS
 - FILL ALL 16" X 16" PIERS SOLID WITH 2000PSI GROUT




Robert P. Queen, PE
2632 Pamlico Drive
Shelby, NC 28152
STRUCTURE ONLY
March 9, 2010

DATE: March 09, 2010
REVISION NAME:
FILE NAME: Lauren Pines

SCALE: 1/4"=1'-0"
DESIGNER:
DESIGN MANAGER: BILL ELLIOTT

PLAN NUMBER:



CRAWL FOUNDATION
LOT 39 LAUREN PINES

© 2006 COPYRIGHT - A VISION IN DESIGN LLC.
THESE PLANS ARE PROTECTED UNDER THE FEDERAL COPYRIGHT LAWS. THE ORIGINAL PURCHASER OF THIS PLAN IS AUTHORIZED TO CONSTRUCT ONE AND ONLY ONE HOME USING THIS PLAN. REPRODUCTION OR USE OF THIS PLAN IS PROHIBITED.

Sheet
F-2

GENERAL NOTES
1. ALL WORK SHALL BE PERFORMED IN ACCORDANCE WITH ALL APPLICABLE NATIONAL, STATE AND LOCAL CODES, REGULATIONS, AND FHA/VA MFR. 2. CONTRACTOR SHALL VERIFY ALL CONDITIONS AND DIMENSIONS AT SITE BEFORE BEGINNING CONSTRUCTION. ANY DISCREPANCIES SHALL BE REPORTED TO A VISION IN DESIGN LLC. FOR JUSTIFICATION AND/OR CORRECTION BEFORE PROCEEDING WITH WORK. CONTRACTORS SHALL ASSUME RESPONSIBILITY FOR ERRORS THAT ARE NOT REPORTED. 3. ALL DIMENSIONS SHOULD BE READ OR CALCULATED AND NEVER SCALED. 4. ALL FOOTINGS TO BE BELOW FROST LINE (SEE LOCAL CODE) AND MUST REST ON UNDISTURBED SOIL CAPABLE OF HANDLING THE BUILDING. CONSULT LOCAL ENGINEER FOR PROPER FOOTING AND REINFORCING SIZES. 5. CONTRACTOR SHALL INSURE COMPATIBILITY OF THE BUILDING WITH ALL SITE REQUIREMENTS. 6. ALL FOUNDATION AND STRUCTURAL MEMBERS SHOULD BE VERIFIED AND STAMPED BY LOCAL STATE CERTIFIED STRUCTURAL ENGINEER. THE CONTRACTOR IS RESPONSIBLE FOR ADJUSTING AND VERIFYING ALL STRUCTURAL DETAILS AND CONDITIONS TO MEET ALL LOCAL CODES AND TO INSURE A QUALITY AND SAFE CONSTRUCTION.